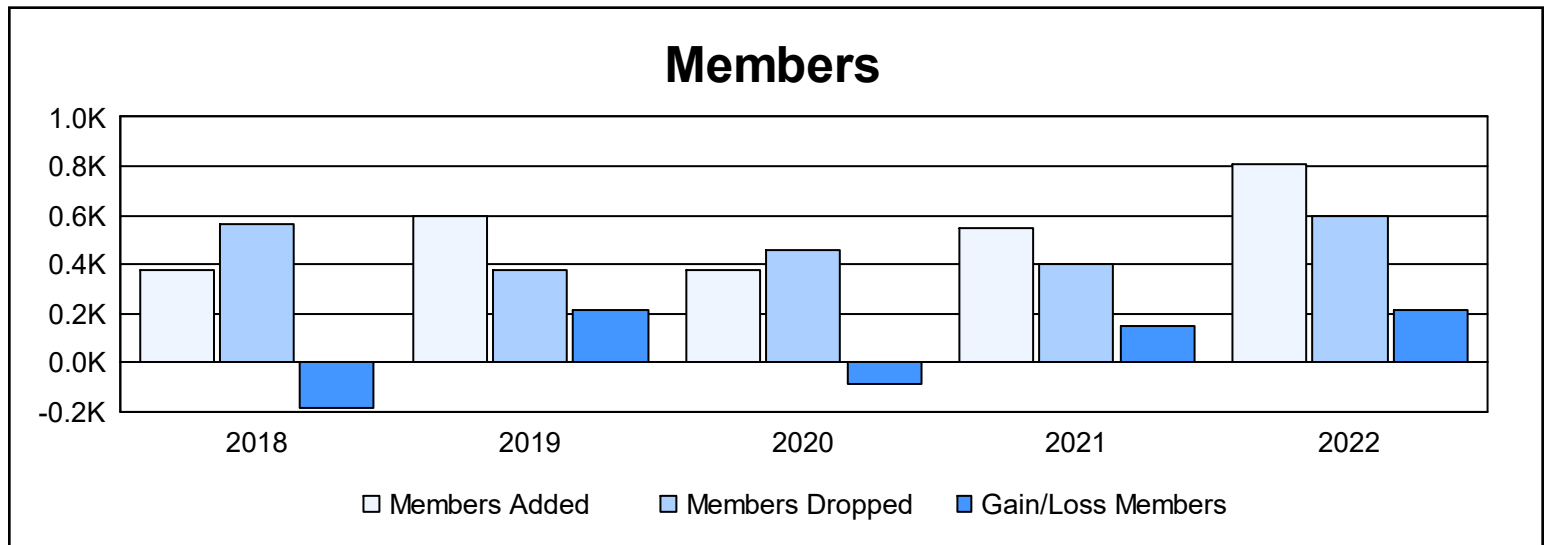
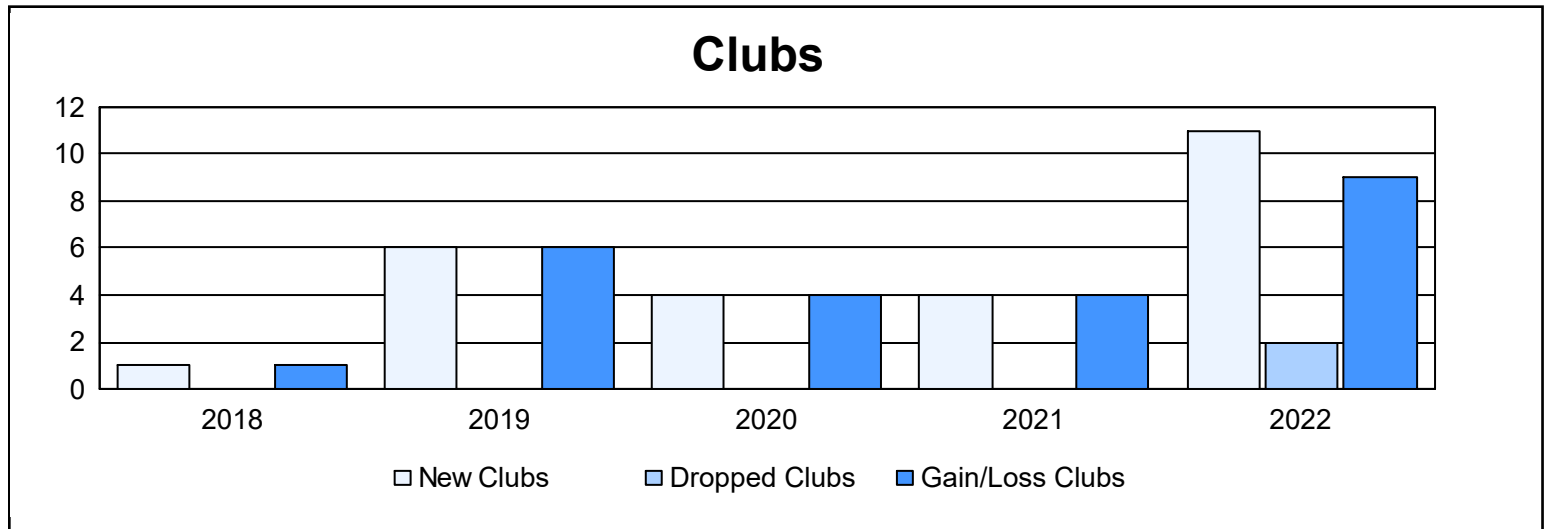
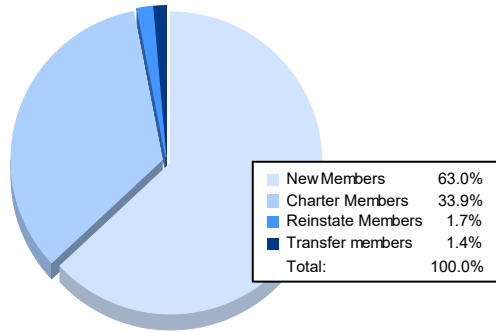


Year	New Clubs	Dropped Clubs	Gain/ Loss Clubs	New Members	Charter Members	Reinstate Members	Transfer Members	Total Member Added	Total Members Dropped	Gain/ Loss Members
2017-2018	1	0	1	306	43	29	2	380	565	-185
2018-2019	6	0	6	422	139	22	11	594	379	215
2019-2020	4	0	4	257	92	5	19	373	459	-86
2020-2021	4	0	4	410	103	21	17	551	401	150
2021-2022	11	2	9	509	274	14	11	808	596	212
<b>Average</b>	<b>5</b>	<b>0</b>	<b>5</b>	<b>381</b>	<b>130</b>	<b>18</b>	<b>12</b>	<b>541</b>	<b>480</b>	<b>61</b>



### Membership Composition June 2022 Cumulative



### Gender Composition June 2022 Cumulative

